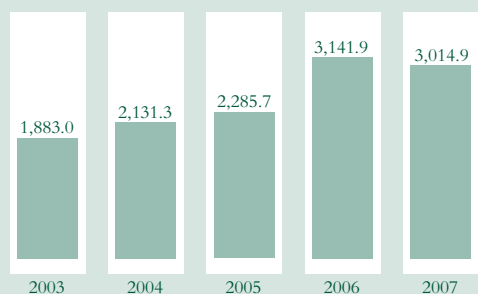
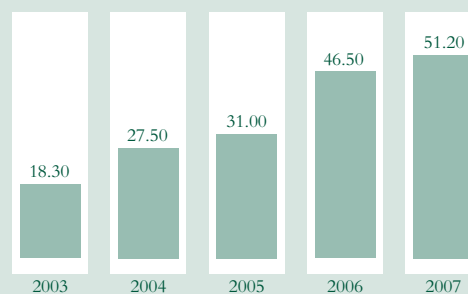


Financial Highlights

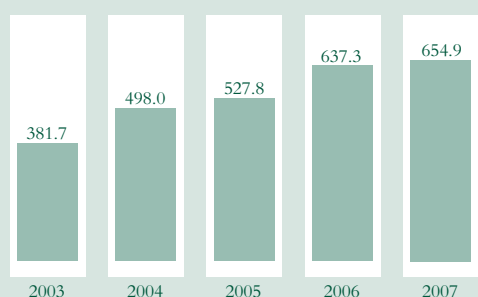
Revenue (£m)*



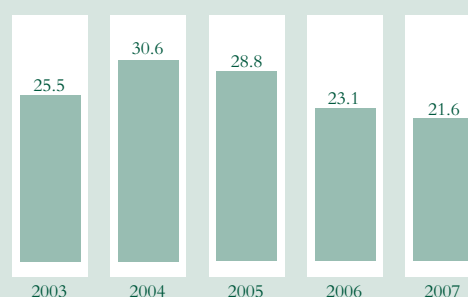
Dividend per share (pence)



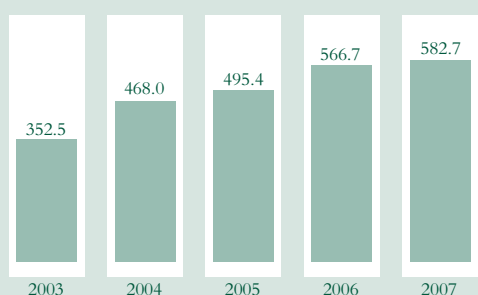
Profit from operations (£m)*



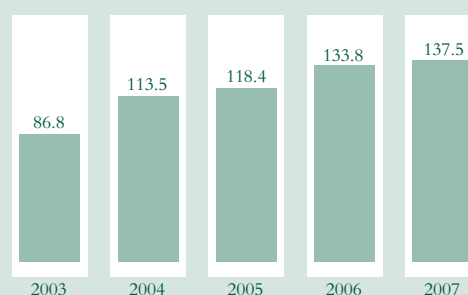
Return on average capital employed (%)*^Δ



Profit before tax (£m)*



Basic earnings per share (pence)*



* 2004-7 stated under IFRS. Comparative for 2003 prepared under frozen UK GAAP

^Δ Comparative for 2003 as restated for UITF 38 (Accounting for ESOP trusts)

Contents

01	An Introduction
02	Understanding Persimmon
04	Chairman's Statement

<i>Business Review:</i>	
08	Review of Strategy
12	2007 Performance Review
20	Financial Review
32	Corporate Responsibility
36	Board of Directors
38	Directors' Report
42	Remuneration Report
48	Corporate Governance Report
50	Statement of Directors' Responsibilities
51	Independent Auditors' Report to the Shareholders of Persimmon Plc

<i>Financial Statements:</i>	
52	Consolidated Income Statement
53	Consolidated Balance Sheet
54	Company Balance Sheet
55	Consolidated Cash Flow Statement
56	Company Cash Flow Statement
57	Consolidated Statement of Recognised Income and Expense
57	Company Statement of Recognised Income and Expense
58	Notes to the Financial Statements

91	Directory
94	Five Year Record
94	Financial Calendar
95	Shareholder Information
96	Persimmon Plc Directors & Company Information